


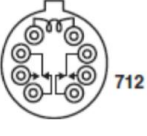
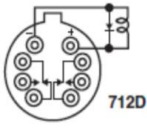
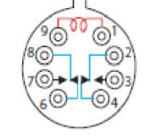
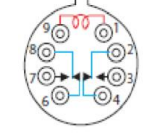
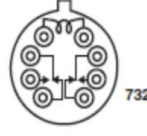
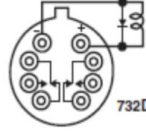
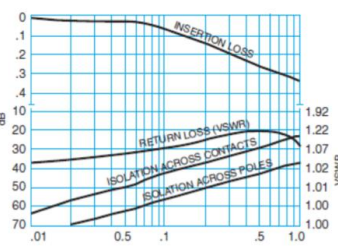
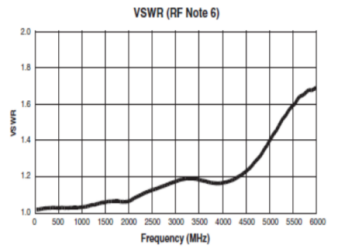
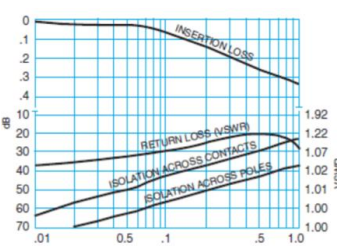

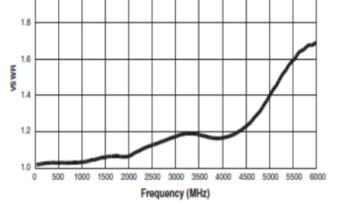
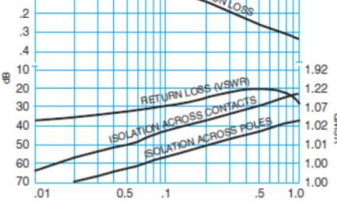

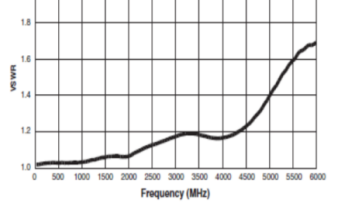
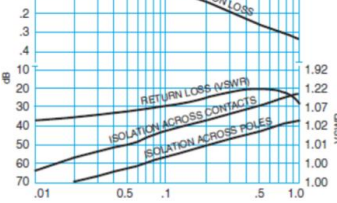


TELEDYNE Part / No.		712	712D	RF300	RF303	732	732D
外觀形狀 Appearance							
尺寸 Size (LxWxH) mm		ψ9.4 x 6.99			ψ9.4 x 9.78	ψ9.4 x 9.76	
回路接續圖 Figure.(TOP VIEW)							
電氣規格	Contact Form	2 Form C	2 Form C	2 Form C	2 Form C	2 Form C	2 Form C
	Coil Rating Voltage	5 V / 50Ω 12 V / 390Ω	5 V / 50Ω 12 V / 390Ω	5 V / 50Ω 12 V / 390Ω	5 V / 100Ω 12 V / 850Ω	5 V / 100Ω 12 V / 850Ω	5 V / 100Ω 12 V / 850Ω
	Contact Rating	1Amp / 28VDC	1Amp / 28VDC	1Amp / 28VDC	1Amp / 28VDC	1Amp / 28VDC	1Amp / 28VDC
	Contact Current	1 Amp	1 Amp	1 Amp	1 Amp	1 Amp	1 Amp
	Carry Current	2 Amp	2 Amp	2 Amp	2 Amp	2 Amp	2 Amp
	Contact Resistance	150 mΩ	150 mΩ	150 mΩ	150 mΩ	150 mΩ	150 mΩ
	Insulation Resistance	10 <sup>9</sup> Ω	10 <sup>9</sup> Ω	10 <sup>9</sup> Ω	10 <sup>9</sup> Ω	10 <sup>9</sup> Ω	10 <sup>9</sup> Ω
	Operate Time	4.0 ms. Max.	4.0 ms. Max.	4.0 ms. Max.	6.0 ms. Max.	6.0 ms. Max.	6.0 ms. Max.
	Release Time	3.0 ms. Max.	6.0 ms. Max.	3.0 ms. Max.	3.0 ms. Max.	3.0 ms. Max.	7.5 ms. Max.
	機械壽命 (min) Mechanical Life	DC.1.0V,10mA 1.0×10 <sup>7</sup>	DC.1.0V,10mA 1.0×10 <sup>7</sup>	DC.1.0V,10mA 1.0×10 <sup>7</sup>	DC.1.0V,10mA 1.0×10 <sup>7</sup>	DC.1.0V,10mA 1.0×10 <sup>7</sup>	DC.1.0V,10mA 1.0×10 <sup>7</sup>
高周波特性	Band width	DC ~ 1GHz UHF		DC ~ 3GHz		DC ~ 1GHz UHF	
	Return Loss (Typ)						
	Insertion Loss (Typ)						
	Isolation Loss (Typ)						
	Capacitance (Open Contact)	0.4 pf. Typicac		0.4 pf. Typicac		0.4 pf. Typicac	

以上品牌及商標均為該當公司所有